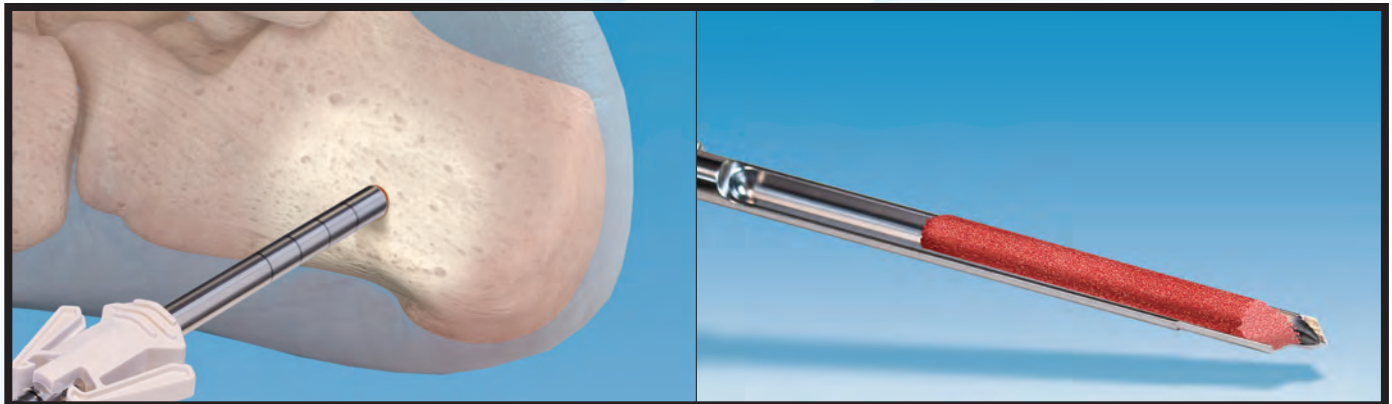


MINIMALLY INVASIVE

# CoLink® Bone Graft Harvester



Tribio® Backfill Plugs



Delivered in sterile, single-use kit for rapid harvest

Morselizes bone to facilitate void filling

Available for use with Tribio® Backfill Plugs to fill corresponding voids



A GLOBAL EXTREMITY COMPANY

# CoLink® Bone Graft Harvester

CoLink® Bone Graft Harvester is available in two Outer Tube diameters: 6mm and 8mm.




The In2Bones CoLink® Bone Graft Harvester is a sterile, single-use, pre-assembled bone graft harvesting device that may be used to harvest bone from various sites in the body including the calcaneus, iliac crest, proximal tibia, distal tibia, distal radius, and distal femur. The Bone Graft Harvester is intended to morselize cancellous bone for enhanced bone healing in fusion and fracture stabilization procedures. Sterile Tribio® Backfill Plugs are provided to fill the void(s) left by the Bone Graft Harvester to stimulate native bone regeneration in those areas.

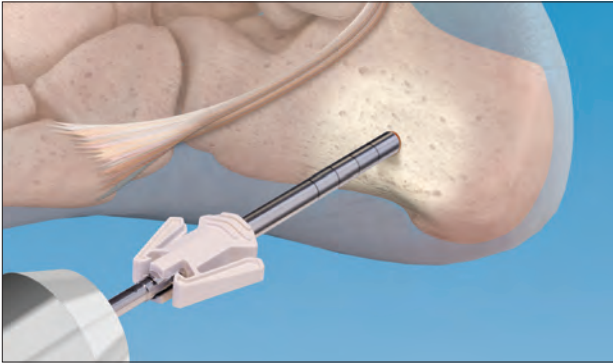
The Bone Graft Harvester is available in two sizes, 6mm and 8mm outer diameter. The Tribio™ Backfill Plugs are

40mm in length and are available in 5.5 and 7.5 mm sizes to fill the corresponding void diameter size left by the Bone Graft Harvester. They are easily cut to length if the void is less than 40mm deep.

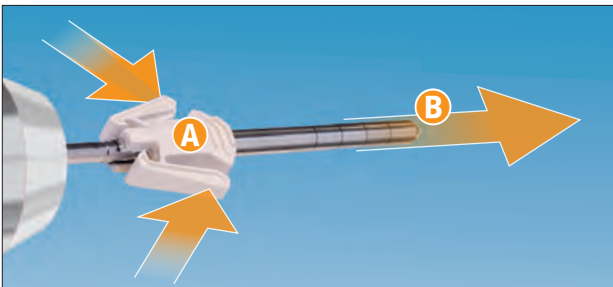
### Tribio® Backfill Plugs

These bio-resorbable backfill plugs are available in 5.5mm and 7.5mm dia. by 40mm in length to fill corresponding voids resulting from using the CoLink® Bone Graft Harvester. Refer to back cover for additional info.





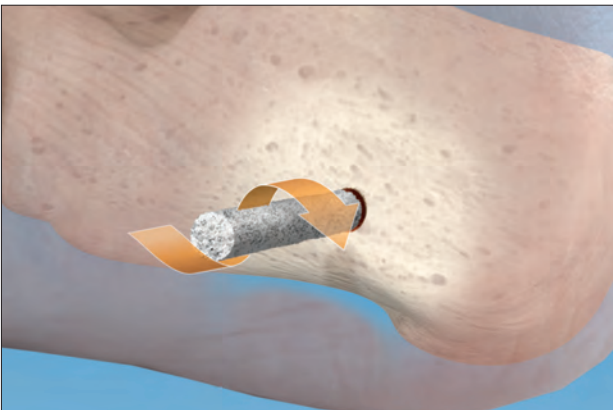
Pictured using calcaneus harvest site. Other options include; the iliac crest, proximal tibia, distal tibia, distal radius, and distal femur.



After reaming is complete, remove the Outer Tube.



Inner Collection Trough holds the harvested morselized cancellous bone.



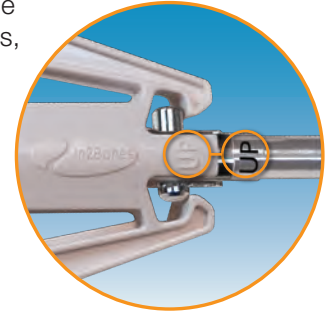
Tribio® Backfill Plugs can be used to fill the void left by the CoLink® Bone Graft Harvester. Insert into the harvested hole with a slight twisting motion.

### Harvesting Technique

1. Use standard techniques for incision and exposure of the harvesting site. For calcaneal procedures, it is recommended for the entry point of the Bone Graft Harvester to be inferior and posterior to the peroneal tendons.
2. Attach the AO-quick connect end of the Bone Graft Harvester to the power reamer connection.
3. Using reamer power (at low speed) advance the Bone Graft Harvester to the desired depth. Take care to remain in cancellous bone and not penetrate the opposite cortical wall. For best results, use lower speed.
4. Remove the device from the bone.

### Bone Graft Removal Technique

1. Confirm the “UP” and In2Bones logo on the plastic handle are facing up prior to disconnecting the Outer Tube from the Inner Collection Trough.
2. While the Inner Collection Trough is still connected to power, safely disassemble to remove graft. Squeeze the legs of the plastic handle **A** and pull away to remove the Outer Tube and to expose the Inner Collection Trough **B**.
3. The harvested material is collected in the Trough and can be easily removed and placed into the intended site.



### Bone Graft Harvester Assembly Technique

1. If additional graft is desired, re-assemble the Bone Graft Harvester Outer Tube to the Inner Collection Trough for further use.
2. Confirm the “UP” lasermarked on the Inner Collection Trough aligns with the “UP” of the plastic handle and slide the Outer Tube over the Inner Collection Trough while squeezing the legs of the handle. If the orientation is incorrect, the design prevents full assembly.
3. Once fully assembled, additional harvesting can then commence by reaming at a 45° angle from the previous entry point, or through a new cortical location.



### Tribio® Backfill Plug Technique

1. Use the corresponding sized backfill plugs to fill the void left by the Bone Graft Harvester (5.5mm dia. for the 6mm Harvester, and 7.5mm dia. for the 8mm Harvester).
2. Fully insert the backfill plug into the harvested hole. The material will rapidly absorb the surrounding blood and other fluids and will be replaced by bone over time.


### Closing Technique

1. Closure is performed by surgeon preference.

# CoLink® Bone Graft Harvester

**CoLink® Bone Graft Harvester** / Sterile, Single-use

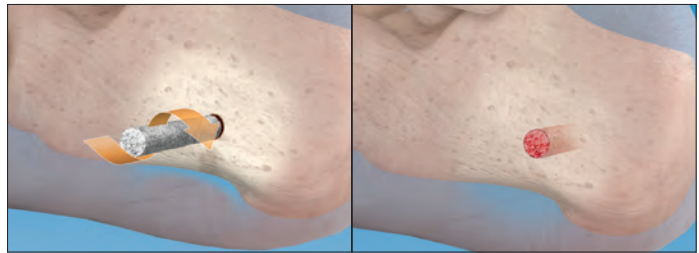
CAT NO.	DESCRIPTION	SIZE
G05 S1006	CoLink Bone Graft Harvester.....	6mm
G05 S1008	CoLink Bone Graft Harvester.....	8mm



## Tribio® Backfill Plugs

This bio-resorbable backfill plug is a proprietary material consisting of hydroxyapatite, tri-calcium phosphate and bioactive glass in a collagen matrix. The Plugs are supplied in 5.5mm dia. (for 6mm void) and 7.5mm dia. (for 8mm void) by 40mm length to fill corresponding voids resulting from using the CoLink® Bone Graft Harvester.

During healing this osteoconductive graft will rapidly absorb the surrounding blood and other fluids and be absorbed and remodeled into new bone.



CAT NO.	DESCRIPTION	HOLE DIA.	SIZE
M80 SB006	Tribio® Backfill Plugs....	6mm	.... 5.5mm x 40mm
M80 SB008	Tribio® Backfill Plugs....	8mm	.... 7.5mm x 40mm



All content contained herein is furnished for informational purposes only. In2Bones does not recommend a particular surgical product or procedure suitable for all patients. Each surgeon must evaluate the appropriateness of a device and corresponding techniques based on medical training, clinical judgment and surgical experience. The proper surgical technique and/or procedure are the responsibility of the medical professional. Indications, contraindications, warnings, and precautions are listed in the implant package insert and should be reviewed carefully by the physician and operating room personnel prior to any proposed procedure. Availability of these products might vary from a given country or region to another as a result of specific local regulatory approval or clearance requirements for sale in such country or region.

**CAUTION:** Federal law (USA) restricts this device to sale and use by, or on the order of a physician.



**Corporate Headquarters**  
 In2Bones Global, Inc. • Memphis, TN • USA  
**844. 602. 6637** • Info@i2b-USA.com

**International Office**  
 In2Bones SAS • Lyon • France  
**+33 (0)4 72 29 26 26**



CoLink, Tribio, the In2Bones name and logo are trademarks of In2Bones or its affiliates. In2Bones USA Memphis TN, 38119 USA / In2Bones SAS, 69130 Ecully, France © 2019 In2Bones USA, Memphis, TN • Patent Pending • All rights reserved • SP-16005-01 Rev D, 1220

In2Bones.com