



# Knee Preservation System

## ACL and PCL Reconstructions

Whether you prefer an all-inside, anteromedial, or transtibial techniques, bone-tendon-bone (BTB) or soft tissue grafts, straight, curved or retro-reaming – you can now do it all with CONMED's Modular Knee Preservation System for ACL and PCL reconstructions.



To learn more about these or other innovative products, call **1-866-4CONMED** or visit [www.CONMED.com](http://www.CONMED.com)



## Revolutionizing Reconstructions

When we began developing our Knee Preservation System, we didn't want it to be "*just another knee system*". We knew that surgeons needed a knee system that was revolutionary, not evolutionary.

To achieve this, we partnered with an international team of the world's best knee experts to develop products that overcome the challenges surgeons face in the OR every day.

**The result is a complete system that is designed to provide versatility, procedural efficiency, and an easier day in the OR.**




## Table of Contents

Fixation .....	4-8
Guides .....	9-11
Reaming & Accessories .....	12-15
Techniques: ACL, PCL .....	16-17
MTF Allografts .....	18
Hall® MicroFree® .....	19

KNEE  
PRESERVATION  
SYSTEM™

KNEE  
PRESERVATION  
SYSTEM™



## Infinity™ Femoral Adjustable Loop Button

As the world's first adjustable, reversible button, the Infinity™ Adjustable Loop Button is a big innovation for femoral fixation.

After initial tensioning of the graft in the femoral tunnel, the Infinity™ Button allows surgeons to lengthen the graft loop and reposition the graft within the tunnels, by simply pulling on the reversible button tab. This feature is ideal for all-inside approaches because of the ability to optimize graft placement between tunnels.

For optimal patient outcomes, the Infinity™ Button has no minimal loop length and allows for **maximum graft fill** in the tunnel.

### Additional Benefits

- Small, low-profile button minimizes the amount of bone removal necessary for button passage.
- Unique dual mechanical and friction locking mechanisms combine to provide optimal graft fixation.

### Biomechanical Testing Results for the Infinity™ Femoral Adjustable Loop Button

**< 1.02 mm**

Displacement Cyclic  
Load Testing<sup>1</sup>

**1021 N**

Pull to Failure Testing<sup>1</sup>

Infinity™ Femoral Adjustable Loop Button

KFB035

*“Suspensory fixation that is reversible is a GAME CHANGER! The Infinity Femoral Adjustable Loop Button gives the surgeon complete control to optimize graft tension before leaving the OR”*

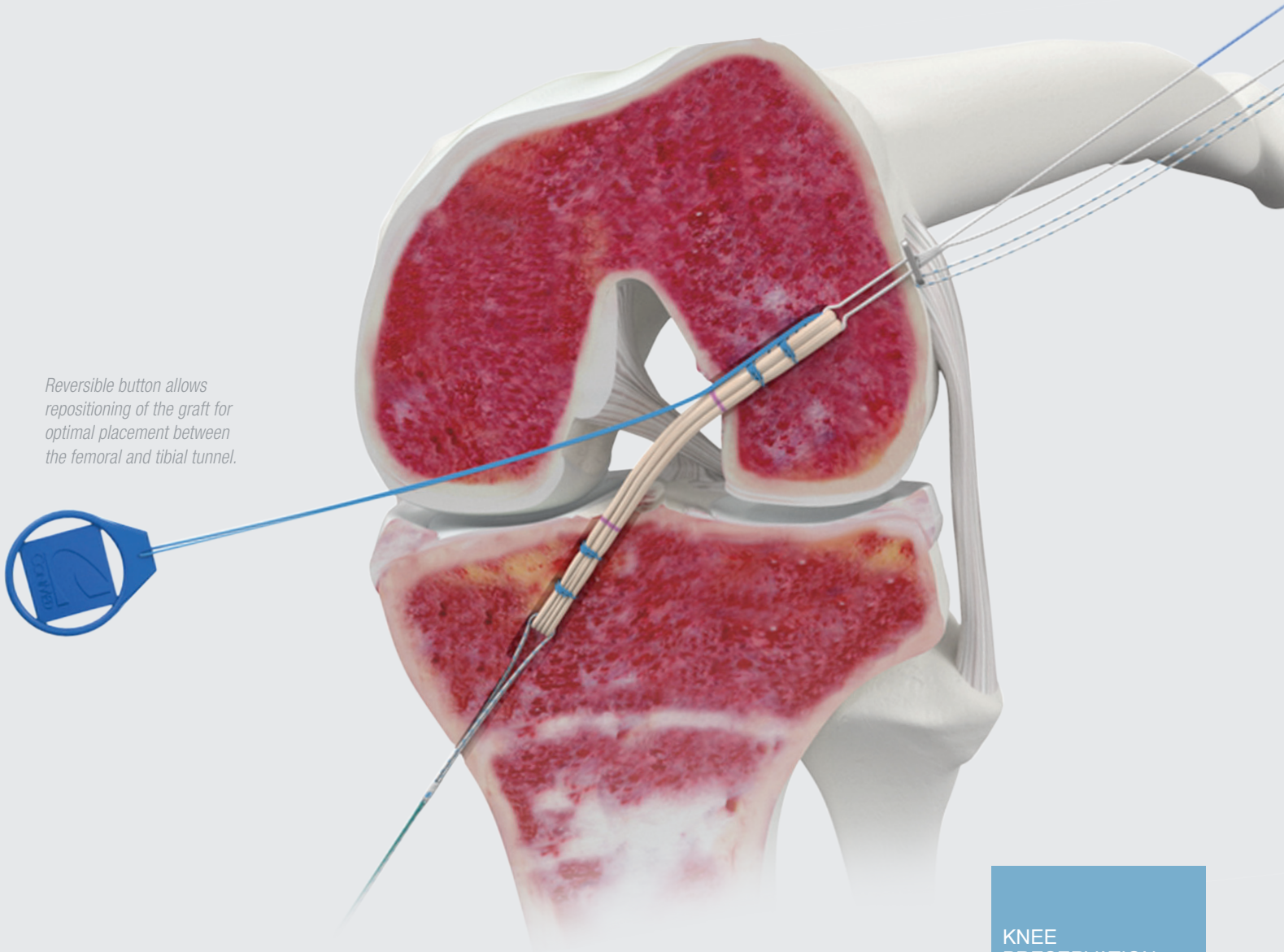
■ **D r. Seth Sherman**

Orthopedic Surgeon and Clinical Instructor, USA\*

## COMPLETE CONTROL

The Infinity™ Femoral Adjustable Loop Button  
for optimized graft tensioning.

*Reversible button allows  
repositioning of the graft for  
optimal placement between  
the femoral and tibial tunnel.*



KNEE  
PRESERVATION  
SYSTEM™



Standard Tibial Button  
(14mm)

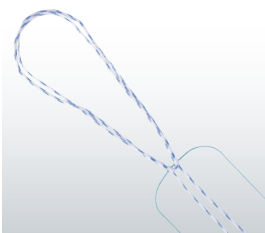


Large Tibial Button  
(17mm)

KNEE  
PRESERVATION  
SYSTEM™



INFINITY TIBIAL BUTTON  
*with Adjustable Free Loop*



LOCKING SUTURE  
*of Adjustable Free Loop*

## Infinity™ Standard Tibial Button

Designed for secure fixation and simplicity, the Infinity™ Standard Tibial Button eliminates the step of threading sutures through a button, for easy attachment to the Infinity™ Adjustable Free Loop. For ideal placement, the centering bulb aligns the implant over the tibial tunnel.

Infinity™ Standard Tibial Button      KTB014

## Infinity™ Large Tibial Button

The Infinity™ Large Tibial Button features all of the benefits of the Infinity™ Standard Tibial Button, but with a larger 17mm size that provides a solution for enlarged tunnels.

Infinity™ Large Tibial Button      KTB017

## Infinity™ Adjustable Free Loop

Constructed of Hi-Fi® suture, the Infinity™ Adjustable Free Loop features a locking suture that's designed to prevent unintentional tensioning of the suture loop, during all-inside graft preparation and passing. The loop's dual friction locks are designed to provide secure fixation.

Infinity™ Adjustable Free Loop      KFL100

## EZ Start™ Interference Screw

EZStart™ Interference Screws are designed to provide fixation of bone-tendon-bone (BTB) grafts during ACL reconstruction. This titanium self-tapping, self-notching, interference screw makes initial placement easy – saving steps with an easy insertion technique.

### Self-Notching


The tapered nose of the EZStart™ Interference Screw allows for easy initial placement and guidance of the screw, between the bone graft and the tunnel.

### Self-Tapping

Designed to eliminate the need for traditional taps – the innovative dual start thread design allows EZStart™ Interference Screws to advance when turned, creating its own thread pattern.

HyperFlex® GuideWire, 14" x .062" dia.	8572D
Ratcheting Handle	D8640
Straight Hex, Modular Driver Attachment	D8626
EZStart™ Interference Screw, 8mm x 25mm	EZ0825T
EZStart™ Interference Screw, 9mm x 25mm	EZ0925T

*Additional EZStart Interference Screw sizes and attachments are available.*



## GENESYS™ Matryx® Interference Screw

GENESYS™ Matryx® screws provide an optimal combination of biologic healing<sup>2</sup> and mechanical integrity. These interference screws deliver secure fixation during the critical healing period, and provide a scaffold to enable bone-ingrowth during the subsequent resorption period.<sup>3</sup>

Interference screws are comprised of CONMED's proprietary GENESYS biocomposite material (blend of microTCP and 96L/4D PLA), which animal studies have shown provides optimized absorption characteristics and proven bone ingrowth.<sup>3</sup> GENESYS™ Matryx® screws are indicated for both BTB and soft-tissue fixation.

GENESYS™ Matryx® Extended-length Modular Tri-lobe Driver	C8716
GENESYS™ Matryx® Modular Ratcheting Handle	D8640
GENESYS™ Matryx® Interference Screw Tap, 9.0mm - 10.0mm	D8609
GENESYS™ Matryx® Interference Screw, 10.0mm x 25.0mm	C8022
GENESYS™ Matryx® Interference Screw, 9.0mm x 30.0mm	239025M5

*Additional GENESYS Matryx Interference Screws are available.*



<sup>2</sup> Biologic Healing is defined by CONMED as optimal combination of mechanical integrity and promotion of biologic healing.  
<sup>3</sup> CONMED Research and Development, Properties of GENESYS Biocomposite Material Compared to Pure Polylactide (PLA). 2011.

KNEE  
PRESERVATION  
SYSTEM™

## ExoShape® Femoral Soft Tissue Fastener

The ExoShape® Femoral Soft Tissue Fastener is an all-PEEK device that offers aperture soft tissue graft fixation, for anatomic ACL reconstruction. ExoShape® can also be used for PCL and MCL reconstruction.

- Compressed geometry designed to reduce the force required for insertion
- Deployment wings lock into cancellous bone
- Expandable block lock provides graft compression and aperture fixation

ExoShape® FEMORAL Implant, 8mm x 21mm	1600-00-008
ExoShape® FEMORAL Implant, 9mm x 21mm	1600-00-009
ExoShape® FEMORAL Implant, 10mm x 21mm	1600-00-0010
ExoShape® FEMORAL Implant, 11mm x 21mm	1600-00-0011

## ExoShape® Tibial Soft Tissue Fastener

The ExoShape® Tibial Soft Tissue Fastener features a non-rotational insertion and expansion technique, that provides secure tibial soft tissue graft fixation during ACL reconstruction. The ExoShape® Tibial Soft Tissue Fastener’s “closed force loop” technique eliminates unwanted laxity into the newly reconstructed ligament, by preventing retrograde force being applied to the graft.

- Maintains desired graft tension during fixation
- The shape memory PEEK Altera® Sheath simplifies device insertion and expansion
- Designed to eliminate “graft wrap” and preserve your preferred graft orientation

ExoShape® TIBIAL Implant, 7mm x 30mm	1101-00-0730
ExoShape® TIBIAL Implant, 8mm x 30mm	1101-00-0830
ExoShape® TIBIAL Implant, 9mm x 30mm	1101-00-0930
ExoShape® TIBIAL Implant, 10mm x 30mm	1101-00-1030

*Additional ExoShape Tibial Soft Tissue Fasteners are available.*

Femoral Soft  
Tissue Fastener

Tibial Soft  
Tissue Fastener

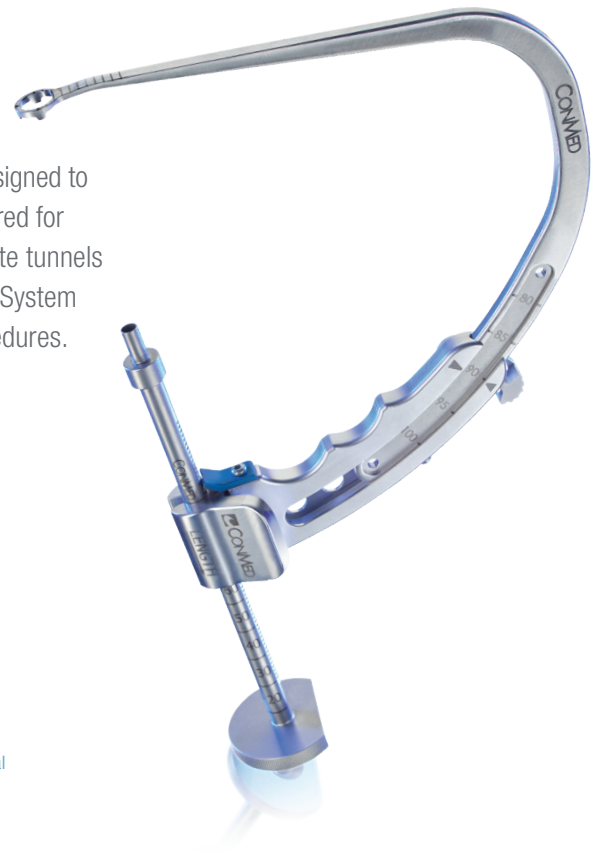


# Infinity™ Modular Guide System

The Infinity™ Modular Guide System is an all-in-one solution, that's designed to allow surgeons to do their cases with one, modular platform. Engineered for simplicity, this system provides surgeons a device to locate and create tunnels based on the patient's natural anatomy. The Infinity™ Modular Guide System features five guide arms that accommodate both ACL and PCL procedures.

## Guide Arms

Infinity™ ACL/PCL Femoral Footprint Guide	KFA100
Infinity™ ACL Tibial Footprint Guide	KTA100
Infinity™ ACL Tibial Elbow Guide	KTE100
Infinity™ ACL Tibial Tip Guide	KTT100
Infinity™ PCL Tibial Guide	KTP100



Infinity™ ACL/PCL Femoral Footprint Guide Arm



Infinity™ ACL Tibial Footprint Guide Arm



Infinity™ Tibial Tip Guide Arm




Infinity™ ACL Tibial Elbow Guide Arm



Infinity™ PCL Tibial Guide Arm





Infinity™  
2.4mm Straight  
Guide Sleeve

Infinity™  
2.4mm Angled  
Guide Sleeve

Infinity™  
3.5mm All-Inside  
Guide Sleeve



## Infinity™ Modular Guide System

### Guide Sleeves

Available in flat, angled, and all-inside configurations, the Infinity™ Guide Sleeves have enlarged sleeve heads for easy manipulation, and a ratchet feature intended to provide secure engagement against bone.

Infinity™ Guide Sleeve, Straight, 2.4mm	KTS124
Infinity™ Guide Sleeve, Angled, 2.4mm	KTS224
Infinity™ Guide Sleeve, All-Inside, 3.5mm	KTS135

## Infinity™ Modular Guide System

### Guide Body

For maximum ease-of-use, the Infinity™ Guide Body is designed for single-hand use – allowing surgeons to easily adjust the guide arm and sleeve positioning. The guide body's centering feature is designed to prevent off-target drilling. For convenience, the quick latch feature makes switching between and removing guide sleeves fast and easy.



Infinity™ Guide Body

KGB100

## Infinity™ Anteromedial Guides

Available in both left and right knee orientations, and 7/8mm and 9/10mm sizes, the Infinity™ Anteromedial Guides feature a 2mm backwall offset and tunnel footprint designed to optimize guide placement and tunnel visualization.

Infinity™ Anteromedial Guide Left, 7/8mm	KBL178
Infinity™ Anteromedial Guide Right, 7/8mm	KBR178
Infinity™ Anteromedial Guide Left, 9/10mm	KBL191
Infinity™ Anteromedial Guide Right, 9/10mm	KBR191

## GraftMax™ Curved Guide

The GraftMax™ Curved Reaming System is designed to optimize tunnel placement for anatomic graft reconstruction. By facilitating longer tunnels, this curved, flexible system has the potential to increase the amount of graft in the tunnel, when compared to straight medial portal approaches.

This system allows surgeons to measure the aperture-to-cortex (AC) length before they drill – virtually eliminating the risk of short tunnels. If the estimated tunnel length is inadequate, this guide can be repositioned to help ensure ideal tunnel length and placement.

GraftMax™ Curved Guide	KS-CDG
------------------------	--------

*Additional GraftMax™ Curved Guide Accessories are also available.*

## Bullseye® Transtibial Offset Guides

The Bullseye® Offset Guides provide surgeons a safe, and accurate guide to locate and drill tunnels based on the patient's natural anatomy.

Bullseye® Femoral Off-Set Guide, 7.0mm	C8670
--	-------

*Additional GraftMax™ Bullseye Guides are also available.*

KNEE  
PRESERVATION  
SYSTEM™



KNEE  
PRESERVATION  
SYSTEM™



INFINITY RETRO-REAMER  
TIP DEPLOYED

## Infinity™ Retro-Reamers

Infinity™ Retro Reamers enable anatomic tunnel creation for all-inside or outside-in approaches. For maximum versatility, these reamers are available in a wide array of sizes ranging from 6 -12mm, with half-size increments in sizes 6.5 -9.5mm.

Infinity™ Retro-Reamer, 8.0mm	KRR080
Infinity™ Retro-Reamer, 8.5mm	KRR085
Infinity™ Retro-Reamer, 9.0mm	KRR090
Infinity™ Retro-Reamer, 9.5mm	KRR095
Infinity™ Retro-Reamer, 10.0mm	KRR100
Infinity™ Retro-Reamer, 11.0mm	KRR110
Infinity™ Retro-Reamer, 12.0mm	KRR120

*Additional Infinity™ Retro-Reamer size options are available.*

## Constant Diameter Reamers

Engineered for effective bone removal, CONMED's Constant Diameter Reamers feature a fully-fluted design for quick bone removal and controlled tunnel drilling, during knee procedures. The deep flutes capture bone material for later grafting, and the beveled flute edges are designed to reduce soft tissue trauma. The reamers are available in a wide array of sizes ranging from 5.0 -13.0mm.



Constant Diameter Reamer, 8.5mm	CD085
Constant Diameter Reamer, 9.0mm	CD090
Constant Diameter Reamer, 9.5mm	CD095
Constant Diameter Reamer, 10.0mm	CD100
Constant Diameter Reamer, 10.5mm	CD105

*Additional Constant Diameter Reamer options are available.*

## Sentinel® and Badger® Drill Bits


The mono-fluted Sentinel Drill Bit design provides 270° of smooth surface designed to protect the medial condyle from damage, in medial portal approach drilling. GraftMax™ Flex Sentinel Reamers are also compatible with the GraftMax™ Curved Guide.

Sentinel® Drill Bit, 8.5mm	S8585
Sentinel® Drill Bit, 9.0mm	S8590
Sentinel® Drill Bit, 9.5mm	S8595
Sentinel® Drill Bit, 10.0mm	S8510
Sentinel® Drill Bit, 10.5mm	S85105

Channel Reamer, 4.5mm	C8545
Badger® Drill Bit, 8.5mm	C8583
Badger® Drill Bit, 9.0mm	C8692
Badger® Drill Bit, 9.5mm	C8584
Badger® Drill Bit, 10.0mm	8594
Badger® Drill Bit, 10.5mm	C8585


GraftMax™ Flex Channel Reamer, 4.5mm	KC8545
GraftMax™ Flex Channel Reamer, 5.0mm	KC8550
GraftMax™ Flex Sentinel® Reamer, 9.0mm	KS8590
GraftMax™ Flex Sentinel® Reamer, 9.5mm	KS8595
GraftMax™ Flex Sentinel® Reamer, 10.0mm	KS8510

*Additional Sentinel®, Badger®, and GraftMax™ Flex Sentinel®, Reamer options are available.*



BADGER® DRILL BIT

KNEE  
PRESERVATION  
SYSTEM™

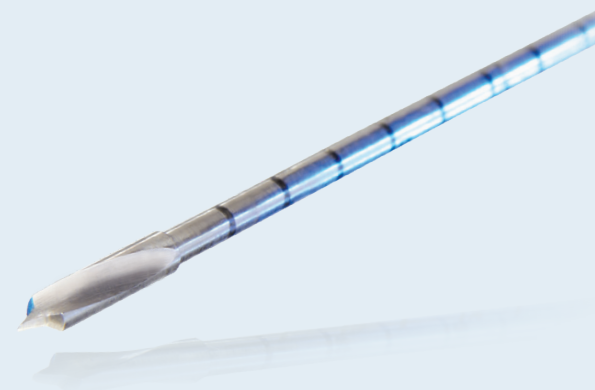


FLEX SENTINEL®  
REAMER


## XACTPin® Graft Passing Guide Pin

Specifically engineered for minimally invasive referencing of the Aperture to Cortex (AC) length, the 2.4mm XACTPin® features a fluted drilling head and tapered shaft, allowing for a tactile feel in determining the AC length. This allows surgeons to confidently confirm the femoral tunnel length in the early stages of the reconstruction. These guide pins are available in both rigid and flexible configurations.


XACTPin® Graft passing Guide Pin, 2.4mm	C8677S
GraftMax™ Flex XACTPin®	KS-FGP24



KNEE  
PRESERVATION  
SYSTEM™



SPADE TIP GUIDE PIN



SUTURE SHUTTLE

## Infinity™ Spade Tip Guide Pin

This 3.5mm guide pin tapers to a 2.4mm shaft to eliminate the need for a button channel reamer when passing the Infinity Femoral Adjustable Loop Button. Additionally, this guide pin features gradient patterns that make it easy to recognize and understand measurements when reading the femur's aperture to cortex length.

Infinity™ Spade Tip Guide Pin, 3.5mm    KGP035

## Infinity™ Suture Shuttle


The Infinity™ Suture Shuttle is a simple, easy-to-use suture passing solution for all-inside procedures.

Infinity™ Suture Shuttle    KSP100

## Infinity™ Tunnel Dilator

The Infinity™ Tunnel Dilator creates a 3.5mm channel for the Infinity™ Femoral Adjustable Loop Button to pass. This device easily fits over a 2.4mm guide pin eliminating the need for an extra button channel reamer.

Infinity™ Tunnel Dilator, 3.5mm    KFD035



## Knee Preservation System Instrument Trays

CONMED offers a full portfolio of sterilization containers and instrument trays for housing of ACL and PCL surgical instrumentation. Designed for space efficiency, the KPS Instrument Trays maximize instrument modularity within a single knee system. Set includes a sterilization container that fits three tiers of instrument insert trays for femoral preparation, tibial preparation, and accessory instrumentation.

KPS Femoral Insert Tray	INST-ACL01
KPS Infinity Tibial Insert Tray	INST-ACL04
KPS Accessory Insert Tray	INST-ACL03
Sterilization Container	INST-C348



## Graft Harvesting

CONMED offers a full range of autograft harvest products for both soft tissue and bone-tendon bone (BTB) tissue recovery. Products include both open and closed loop tendon strippers for semitendinosus and gracilis tendon harvesting, and double-blade parasmillie blades for precise patellar tissue excision.

Open Loop Tendon Stripper	TS8865
Closed Loop Tendon Stripper	TS8850
Parasmillie Handle	C8900
Parasmillie Blade	C8910

*Additional graft harvesting products are also available.*

## ACL Disposable Kit

Two ACL Disposable Kits provide all of the necessary disposable equipment for ACL procedures including longer length guide pins, a new bone plug with obturator, and more. The Anatomic Kit features the XACTPin® Graft Passing Guide Pin, while the Universal Kit includes a standard graft passing guide pin.

Anatomic ACL Disposable Kit	8820
Universal ACL Disposable Kit	8821


## Concept® GraFix® Graft Preparation Table

This fully modular system allows the surgeon to interchange the various components to clean, whipstitch, measure, pre-tension or, add a fixation device. This working platform incorporates a sizing block, sold separately, that is removable for cleaning or sizing a graft under pre-tensioning. The sizing block can accommodate grafts from 3.0mm to 13mm in .5mm increments. The universal Slide Locks allow for any of the graft preparation table components to be changed intraoperatively, easily and quickly. The Slide Locks are also fully adjustable via the spring loaded locking button, for one handed adjustments.

Concept® GraFix® Graft Preparation Table PS8820

*Additional Concept® GraFix® components are also available.*

KNEE  
PRESERVATION  
SYSTEM™



ACL DISPOSABLE KIT



CONCEPT® GRAFIX®  
PREPARATION TABLE

KNEE  
PRESERVATION  
SYSTEM™

## One System Infinite Possibilities

### Versatility

CONMED's versatile Knee Preservation System supports all-inside, anteromedial and transtibial techniques, straight, curved, and retro-reaming preferences, and fixation for both soft tissue and bone tendon bone grafts.

All-Inside ACL				
	Femoral Fixation	Tibial Fixation	Guides	Reaming
<b>CONMED Recommended</b>	Infinity™ Femoral Adjustable Loop Button	Infinity™ Standard Tibial Button and Infinity™ Adjustable Free Loop	Infinity™ Modular Guide System with Footprint Guide Arms	Infinity™ Retro-Reamers

Anteromedial Soft Tissue ACL				
	Femoral Fixation	Tibial Fixation	Guides	Reaming
<b>CONMED Recommended</b>	Infinity™ Femoral Adjustable Loop Button	GENESYS™ Matryx Interference Screw	Infinity™ Anteromedial Portal Guides and Modular Guide System	Sentinel Drill Bit (Femoral) and Constant Diameter Reamers (Tibial)
<b>Also Available</b>	GENESYS™ Matryx Interference Screw		GraftMax™ Curved Guide	GraftMax™ Flex Sentinel Reamer (Femoral) and Badger® Drill Bits (Tibial)



*“Knee surgery continues to advance and the Infinity Knee System from CONMED provides comprehensive solutions for surgeons wanting the best for their patients, impacting on the whole range of reconstructive surgery”*

**■ Mr. Tim Spalding**

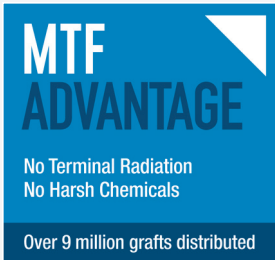
Orthopedic Surgeon,  
Honorary Associate Professor, UK\*

Anteromedial BTB ACL				
	Femoral Fixation	Tibial Fixation	Guides	Reaming
<b>CONMED Recommended</b>	EZStart™ Interference Screw	EZStart™ Interference Screw	Infinity™ Anteromedial Portal Guides and Infinity™ Modular Guide System	Sentinel Drill Bit (Femoral) and Constant Diameter Reamers (Tibial)
<b>Also Available</b>	GENESYS™ Matryx Interference Screw	GENESYS™ Matryx Interference Screw	GraftMax™ Curved Guide	GraftMax™ Flex Sentinel Reamer (Femoral) and Badger® Drill Bits (Tibial)

PCL				
	Femoral Fixation	Tibial Fixation	Guides	Reaming
<b>CONMED Recommended</b>	Infinity™ Femoral Adjustable Loop Button	GENESYS™ Matryx Interference Screw	Infinity™ Modular Guide System with Footprint Guide Arms	Infinity™ Retro-reamers (Femoral) and Constant Diameter Reamers (Tibial)



\*Mr. Spalding is a member of a paid design team.



## High Quality Tissue

### Better Outcomes Start with Better Processing

All of CONMED’s allograft tissue forms are provided through an exclusive partnership with the MTF Biologics - one of the largest providers of allografts in the world, that has distributed **over 9 million allografts**.

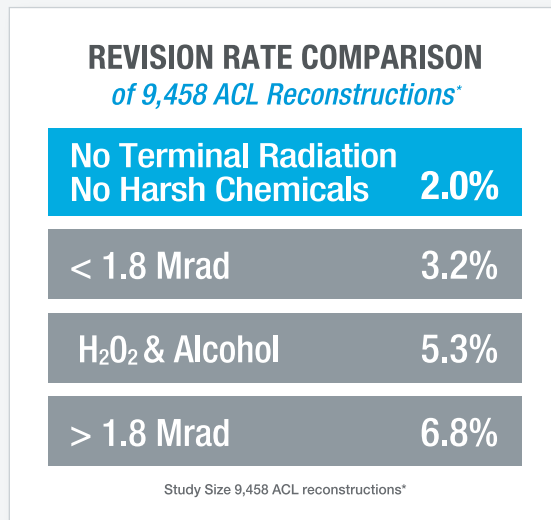
In an independent study of **9,458 ACL Reconstructions**,<sup>4</sup> it was found that allografts from tissue banks that highly process their grafts with harsh chemicals and terminal radiation, increase the risk of revision surgery.

**This is why MTF Biologics never uses H<sub>2</sub>O<sub>2</sub>, harmful chemicals or terminal radiation during allograft processing.**

Instead, we minimally process donor tissue to help preserve the allograft’s natural biomechanical and healing properties.

Visit [www.CONMED.com/MTF/Soft Tissue Allografts](http://www.CONMED.com/MTF/Soft Tissue Allografts) – for a complete list of available allografts.

***When outcomes matter, choose MTF Biologics.***



<sup>4</sup>Maletis, Gregory, et al. "Increased Risk of Revision after ACLR with Soft Tissue Allograft Compared to Hamstring Autograft." ISAKOS. 6 June 2015. ePoster #1219.



Hall® MicroFree®  
Mini-Driver



Hall® MicroFree®  
Sagittal Saw

## Hall® MicroFree® Cordless Small Bone Power System

For harvesting BTB autografts, the Hall® MicroFree® System features cordless, battery-powered, pencil-grip instruments that are designed to provide the freedom of a cordless device, while delivering the power surgeons need.

- Cordless handpiece is designed to improve hand positioning and maneuverability.
- Well-balanced, ergonomic handpieces are designed to perform comfortably in surgeons' hands.<sup>5</sup>
- Adjustable pencil grip designed for easy cutting.

Hall® MicroFree® High Speed Drill	PR08000SB
Hall® MicroFree® Oscillating Saw	PR08300SB
Hall® MicroFree® Lithium Battery	L3500SB
Hall® MicroFree® Mini-Driver	PR08500SB
Hall® MicroFree® Small Lithium Battery	L3000SM

*Additional Hall® MicroFree® handpieces and accessories are available.*



RECIPROCATING SAW

KNEE  
PRESERVATION  
SYSTEM™



OSCILLATING SAW

*To take the next step toward simpler, reproducible ACL and PCL reconstructions, call 1-866-4CONMED to arrange a demonstration with your local CONMED Sales Representative or visit [CONMED.com/Infinity](http://CONMED.com/Infinity) for more information.*

<sup>5</sup> Data on File. TR17-00810, TR17-01199.

## CONMED Advantage Programs

CONMED provides three programs designed to offer pricing and procurement advantages that help overcome the budgetary and cash-flow roadblocks to equipping facilities with the new technology they need.

### Advantage Placement

In exchange for a fixed-price disposables agreement, we'll place capital equipment in your institution at no charge. This program lets you use capital equipment financed by the disposables you already need for your procedures.

### Advantage Rewards

With a new commitment for CONMED disposables, we give back a percentage as a credit that can be put toward any capital equipment purchase or service contract in our broad portfolio.

### Advantage Finance

The Advantage Finance Program allows facilities to get new technology or service at fixed monthly payments – with no down payment.



## Knee Preservation System

### ACL and PCL Reconstructions

CONMED Corporation

11311 Concept Blvd.  
Largo, FL 33773

Toll Free: 1-866-4CONMED  
International: 727-214-3000  
[www.CONMED.com](http://www.CONMED.com)

[customerexperience@CONMED.com](mailto:customerexperience@CONMED.com)  
[internationalorders@CONMED.com](mailto:internationalorders@CONMED.com)



Comprised of PEEK-OPTIMA® polymer from Invivo® Biomaterial Solutions. PEEK-OPTIMA® and Invivo® are registered trademarks of Invivo Ltd. All Rights are Reserved.